Newsletter Belgian Solar Observers

Results and news for solar observers | Volume 14 | Number 164 | October 2009

Franky Dubois Poelkapellestraat 39 langemark 8920
Web site: http://www.bso.vvs.be e-mail astrosun@skynet.be

Content Newsletter

Graphics and relative number for this month
Daily Wolfnumbers by the members
Monthly sunspot report
Polar faculae and CV numbers
Prominence numbers by the members
Monthly prominence report
Photo album and drawings

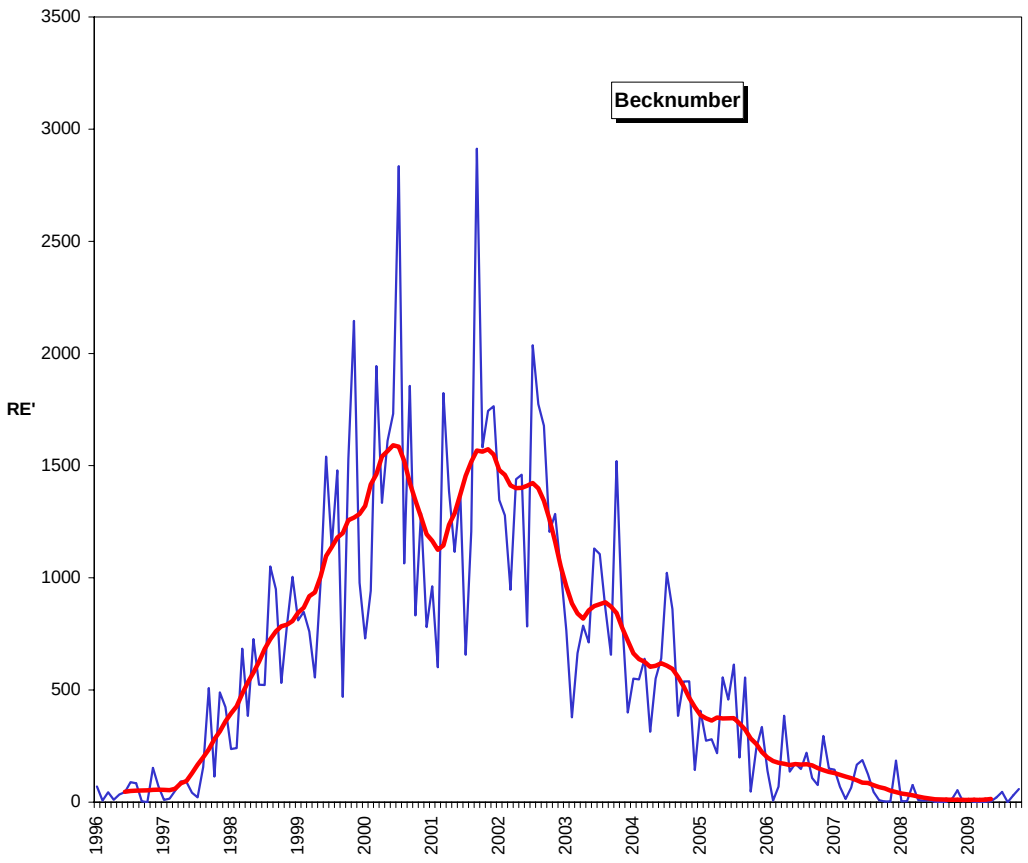

Mean of october observations

Groups :	N	**0,38**	Wolfnumb	N	**6,5**	Beck :	**58,2**
	S	**0,03**		S	**0,2**	CV	**5,7**
	N+S	**0,41**		N+S	**6,7**		
429 observations		30 observers					

Wolfnumbers Belgian Solar Observers

Month: **October 2009**

	SIDC	L. Meeus			H.Coeckelberghs			Publ Obs Mira			O. Steen			F. Dubois			L. Claeys			G. Deman			A.T.Son			H. De Backer			B. Thooris			A Gabriel			Dag
Dag	R	g	f	R	g	f	R	g	f	R	g	f	R	g	f	R	g	f	R	g	f	R	g	f	R	g	f	R	g	f	R	g	f	R	
1	7	0	0	0							1	1	11	1	1	11				1	1	11				1	1	11	0	0	0	1	1	11	1
2	0	0	0	0							0	0	0	0	0	0	0	0	0	0	0	0				0	0	0	0	0	0	0	0	0	2
3	0										0	0	0	0	0	0																			3
4	0										0	0	0	1	1	11	0	0	0										1	1	11	0	0	0	4
5	0																																		5
6	0																									0	0	0							6
7	0	0	0	0																						0	0	0							7
8	0	0	0	0	0	0	0				0	0	0	0	0	0	0	0	0	0	0	0	0	0	0	0	0	0	0	0	0	0	0	0	8
9	0	0	0	0	0	0	0				0	0	0	0	0	0							0	0	0	0	0	0	0	0	0	0	0	0	9
10	0	0	0	0							0	0	0	0	0	0	0	0	0							0	0	0							10
11	7																																		11
12	0	0	0	0							0	0	0	0	0	0	0	0	0				0	0	0	0	0	0	0	0	0	0	0	0	12
13	0	0	0	0													0	0	0				0	0	0	0	0	0				0	0	0	13
14	0	0	0	0	0	0	0				0	0	0	0	0	0	0	0	0	0	0	0	0	0	0	0	0	0	0	0	0	0	0	0	14
15	0	0	0	0	0	0	0				0	0	0	0	0	0	0	0	0				0	0	0	0	0	0	0	0	0	0	0	0	15
16	0	0	0	0							0	0	0	0	0	0	0	0	0							0	0	0	0	0	0	0	0	0	16
17	0	0	0	0							1	1	11	1	1	11	0	0	0				0	0	0	0	0	0	0	0	0	0	0	0	17
18	0	0	0	0							0	0	0	0	0	0	0	0	0				0		0	0	0	0	0	0	0	0	0	0	18
19	0	0	0	0							0	0	0	0	0	0	0	0	0				0	0	0	0	0	0	0	0	0				19
20	0	0	0	0							1	2	12	0	0	0	0	0	0				0	0	0	0	0	0	0	0	0	0	0	0	20
21	0																						0	0	0	0	0	0				0	0	0	21
22	0										0	0	0	0	0	0										0	0	0	0	0	0				22
23	10	2	10	30							2	8	28	2	11	31	0	0	0				1	7	17	1	6	16	1	5	15	1	7	17	23
24	16	0	0	0																															24
25	19	1	19	29							1	20	30	1	22	32							1	23	33	1	19	29	1	14	24	1	19	29	25
26	19	1	18	28							1	22	32	1	21	31	1	23	33										1	8	18	1	23	33	26
27	19							1	21	31	1	18	28	1	18	28	1	24	34				1	30	40	1	16	26				1	29	39	27
28	19				1	10	20	1	20	30	1	19	29	1	28	38	1	19	29							1	16	26	1	17	27	1	17	27	28
29	16	1	14	24							1	10	20				1	14	24							1	12	22	1	7	17	1	18	28	29
30	11	1	5	15							1	5	15	1	4	14	1	6	16	1	4	14	1	6	16				1	4	14	1	9	19	30
31	0	0	0	0	0	0	0				0	0	0	0	0	0	0	0	0				0	0	0				0	0	0	0	0	0	31
#	**4,6**			**5,7**			**3,3**			**30,5**			**9,0**			**9,0**			**6,8**			**5,0**			**6,6**			**5,7**			**6,0**			**9,2**	

Observations of the SIDC are not included in the Belgian monthly Wolfnumber.
Publ Obs Mira : observers : Francis Meeus , Guido Mattheus and Marc Rayen

	SIDC	P.J.Dekelver			J. Bourgeois			KSB			Carels			G.Gubbels			J. Claes			E. De Ceuninck			R. Dezeure			B. Taillieu			S. Dufoer			F. van Loo			Dag
Dag	R	g	f	R	g	f	R	g	f	R	g	f	R	g	f	R	g	f	R	g	f	R	g	f	R	g	f	R	g	f	R	g	f	R	
1	7				0	0	0	0	0	0	0	0	0							0	0	0	0	0	0	0	0	0							1
2	0				0	0	0	0	0	0	0	0	0				0	0	0	0	0	0	0	0	0	0	0	0							2
3	0										0	0	0																						3
4	0	1	1	11				0	0	0	0	0	0							1	1	11				0	0	0	0	0	0				4
5	0																																		5
6	0	0	0	0																															6
7	0							0	0	0							0	0	0										0	0	0				7
8	0	0	0	0	0	0	0	0	0	0	0	0	0	0	0	0	0	0	0	0	0	0	0	0	0	0	0	0				0	0	0	8
9	0	0	0	0	0	0	0	0	0	0	0	0	0	0	0	0	0	0	0	0	0	0	0	0	0	0	0	0							9
10	0				0	0	0	0	0	0				0	0	0	0	0	0				0	0	0	1	2	12							10
11	7																																		11
12	0	0	0	0	0	0	0	0	0	0	0	0	0	0	0	0	0	0	0	0	0	0	0	0	0	0	0	0				0	0	0	12
13	0	0	0	0	0	0	0	0	0	0				0	0	0	0	0	0													0	0	0	13
14	0	0	0	0	0	0	0	0	0	0	0	0	0	0	0	0	0	0	0	0	0	0	0	0	0	0	0	0				0	0	0	14
15	0	0	0	0	0	0	0	0	0	0	0	0	0	0	0	0	0	0	0	0	0	0	0	0	0	0	0	0				0	0	0	15
16	0	0	0	0	0	0	0	0	0	0	0	0	0				0	0	0	0	0	0										0	0	0	16
17	0	1	1	11				0	0	0	0	0	0	0	0	0	0	0	0	0	0	0	0	0	0	0	0	0	0	0	0	0	0	0	17
18	0	0	0	0				0	0	0	0	0	0	0	0	0				0	0	0				0	0	0	0	0	0	0	0	0	18
19	0	0	0	0	0	0	0	0	0	0	0	0	0							0	0	0	0	0	0	0	0	0							19
20	0	0	0	0	0	0	0	0	0	0	1	1	11	1	1	11	0	0	0	0	0	0				0	0	0							20
21	0	1	1	11	0	0	0	0	0	0				1	2	12																			21
22	0							0	0	0	0	0	0							0	0	0				0	0	0							22
23	10										1	8	18	1	7	17	1	5	15							1	10	30							23
24	16																																		24
25	19	1	20	30				1	16	26	1	18	28	1	15	25	1	18	28	1	24	34	1	9	19	1	17	27	1	34	44	1	24	34	25
26	19				1	25	35	1	22	32							1	19	29	1	25	35	1	9	19	2	19	39							26
27	19	1	24	34	1	38	48	1	20	30	1	15	25	1	23	33	1	19	29	1	22	34	1	8	18	1	11	21				1	16	26	27
28	19	1	21	31	1	32	42	1	23	33	1	7	17	1	13	23				1	16	26	1	6	16				1	32	42	1	15	25	28
29	16	1	14	24				1	11	21										1	12	22	1	3	13										29
30	11	1	5	15	1	8	18	1	6	16	1	3	13	1	8	18	1	4	14	1	15	25	1	2	12										30
31	0	0	0	0	0	0	0				0	0	0													0	0	0							31
#	**4,6**			**8,4**			**7,9**			**6,6**			**5,3**			**8,7**			**6,8**			**9,4**			**6,1**			**6,8**			**14,3**			**7,7**	

	SIDC	K.Dewaele			Verboven			J.Bavais			A.De Kerchove			F.Feys			D.V.Hessche			J.Bonse			L.Gysel			P.De Reu			J.Bruyland			C.Libert			Dag
Dag	R	g	f	R	g	f	R	g	f	R	g	f	R	g	f	R	g	f	R	g	f	R	g	f	R	g	f	R	g	f	R				
1	7													1	4	14																			1
2	0													0	0	0	0	0	0																2
3	0													0	0	0																			3
4	0													1	7	17																			4
5	0													0	0	0																			5
6	0													0	0	0																			6
7	0													0	0	0																			7
8	0				0	0	0							0	0	0				0	0	0													8
9	0				0	0	0							0	0	0	0	0	0																9
10	0				0	0	0							0	0	0																			10
11	7													0	0	0																0	0	0	11
12	0													0	0	0																			12
13	0				0	0	0							0	0	0																			13
14	0													0	0	0																			14
15	0													0	0	0				0	0	0										0	0	0	15
16	0													0	0	0																			16
17	0				0	0	0										0	0	0																17
18	0				0	0	0							0	0	0																0	0	0	18
19	0													0	0	0																			19
20	0													0	0	0																0	0	0	20
21	0				0	0	0							0	0	0																			21
22	0													0	0	0																1	6	16	22
23	10				1	6	16							1	4	14																			23
24	16																																		24
25	19																1	22	32							1	11	21							25
26	19													1	42	52																			26
27	19													1	45	55																			27
28	19							1	11	21				1	49	59				1	12	22													28
29	16													1	26	36																			29
30	11				1	6	16							1	18	28	1	3	13													1	4	14	30
31	0				0	0	0							0	0	0																			31
#	**4,6**			**####**			**3,2**			**21,0**			**####**			**9,8**			**9,0**			**7,3**			**####**			**21,0**			**####**			**5,0**	

Sunspotnumbers VVS Belgium

Month: 'October 2009

	GROUPS			WOLFNUMBER					
Day	N	S	N+S	N	S	N+S	RE'	CV	OBS
1	1	0	1	5	0	**5**	5	1	14
2	0	0	0	0	0	**0**	0	0	17
3	0	0	0	0	0	**0**	0	0	4
4	0	1	1	0	5,5	**6**	7	1	12
5									
6	0	0	0	0	0	**0**	0	0	4
7	0	0	0	0	0	**0**	0	0	6
8	0	0	0	0	0	**0**	0	0	23
9	0	0	0	0	0	**0**	0	0	20
10	0	0	0	0	0	**0**	0	0	13
11	0	0	0	0	0	**0**	0	0	2
12	0	0	0	0	0	**0**	0	0	19
13	0	0	0	0	0	**0**	0	0	13
14	0	0	0	0	0	**0**	0	0	21
15	0	0	0	0	0	**0**	0	0	22
16	0	0	0	0	0	**0**	0	0	15
17	0	0	0	0	0	**0**	0	0	21
18	0	0	0	0	0	**0**	0	0	20
19	0	0	0	0	0	**0**	0	0	15
20	1	0	1	2	0	**2**	1	1	18
21	1	0	1	3	0	**3**	2	1	9
22	0	0	0	0	0	**0**	0	0	10
23	2	0	2	19	0	**19**	34	4	14
24									
25	1	0	1	28	0	**28**	281	18	19
26	1	0	1	32	0	**32**	371	22	13
27	1	0	1	32	0	**32**	355	27	18
28	1	0	1	29	0	**29**	318	33	20
29	1	0	1	23	0	**23**	222	28	11
30	1	0	1	16	0	**16**	93	30	21
31	0	0	0	0	0	**0**	0	0	15
	0,38	**0,03**	**0,41**	**6,5**	**0,2**	**6,7**	**58,2**	**5,7**	**429**

Monthly mean:	**6,7**	Covering:	**29/31**	Spotless days:	**18**
Observations:	**429**	Number of observers:	**30**		

V.V.S. BELGIUM SOLAR SECTION FRANKY DUBOIS
Poekapellestraat 39
B8920 Langemark
Belgium
e-mail : astrosun@skynet.be

Observers:
De Ceuninck ; Janssens ; Publ obs Mira ; Bourgeois ; R.Dezeure ; F.Feys
De Backer; Dubois ; Gysel ; Kleber ; Deman ; Taillieu ; Carels ; Dewaele
Meeus ; Steen ; KSB ; Gabriel ; Claeys ; Thooris ; J.Bonse ; P.De Reu
Claes ; Verboven ; Van Loo ; Son ; Coeckelberghs ; Gadyne ; Dekelver

VVS Belgian Solar Observers Prominence number Rp

Month : October 2009

Day	J. Janssens time	Q	W	H	e	Rp	F. Dubois time	Q	W	H	e	Rp	E. De Ceunick time	Q	W	H	e	Rp	L. Meeus time	Q	W	H	e	Rp	J. Hambsch (asm 60) time	Q	W	H	e	Rp	G. Deman (Lille 20/20) time	Q	W	H	e	Rp
1													11.30	1,50	3,5	3	3	33													10:00	2	2	3	4	34
2							8,48	3	1,5	4	4	44	10.30	2,50	3	5	5	55													0,39	3	2	3	3	33
3																																				
4																																				
5							12,20	3	2	5	5	55																								
6																																				
7																																				
8													10.30	1,50	3	4	4	44	11.20	3	1,5	1	3	13							10:25	3	3	2	2	22
9							12,05	4	1,5	4	5	45	09.00	1,50	3,5	2	2	22																		
10							8,44	4	1	2	2	22																								
11																																				
12							10,50	3	2	3	5	35	12.00	2,00	3	3	4	34																		
13																																				
14							14,15	3	1,5	3	4	34	09.30	2,00	3	3	3	33													9:45	3	1	4	5	45
15													13.30	2,50	3	1	1	11																		
16							12,28	4	1	4	6	46	13.30	1,50	3	4	5	45																		
17	9:25	3,5	2	3	8	38	14,03	3	3	2	3	23	11.30	2,00	3	3	4	34																		
18	7:55	2,5	3	2	3	23																														
19							14,40	3	1,5	4	7	47																								
20													11.00	1,00	3,5	2	2	22																		
21																																				
22							13,36	4	1	4	7	47																								
23																																				
24																																				
25							8,27	3	1	4	7	47	09.00	2,50	2,5	3	5	35																		
26							14,30	4	1,5	1	2	12	09.30	2,50	2,5	1	3	13																		
27							12,58	4	1	2	4	24	14.00	2,50	2	2	4	24																		
28							10,08	3,5	1	4	5	45	09.30	1,50	3	4	4	44																		
29																																				
30							12,40	3	2	2	2	22																			11:55	2	3	2	3	23
31	8:25	3	2	3	7	37													10.45	2	1,5	4	6	46												
	3	3	2,3	2,7	6	32,7	15	3,4	1,5	3,2	4,5	36,5	14	1,9	3	2,9	3,5	32,1	2	2,5	1,5	2,5	4,5	29,5	###	###	###	####	######	5	2,6	2,2	2,8	3,4	31,4

Day	O. Steen time	Q	W	H	e	Rp	H. Coekelberghs time	Q	W	H	e	Rp	J. Claes time	Q	W	H	e	Rp	A Gabriel (asp 60) time	Q	W	H	e	Rp	R.Blondeel (asp 60) time	Q	W	H	e	Rp	G. Gubbels time	Q	W	H	e	Rp
1	8,20	3	2	3	3	33							1430	3	2	4	6	46	7:45	4	2	5	8	58												
2	8,40	3	2,5	6	6	66													8:10	3	2	4	5	45												
3	13,30	3	3	2	3	23																														
4	8,05	3	2	3	3	33													8:10	4	2	4	7	47												
5																																				
6																																				
7													1000	4	1	4	7	47																		
8	13,00	3	2	6	9	69							0930	4	1	4	7	47	8:00	4	2	5	7	57												
9	8,20	3	2	5	5	55	13:10	3	3	6	7	67	1330	4	1	5	11	61	8:20	3	2	4	7	47							7.25	3	2	3	9	39
10	7,35	3,5	2,5	4	5	45							1330	4	1	4	8	48													12.26	4	1.5	4	8	48
11																																				
12	14,00	3,5	2	5	7	57							1400	4	1	4	10	50	8:00	4	2	4	7	47												
13													1300	4	1	3	5	35	7:50	3	2	3	4	34												
14	7,30	3	2	4	4	44	14:12	2	3	1	2	12	1330	4	1	4	5	45	8:05	3	2	4	7	47												
15	7,40	3	2	4	4	44							1100	4	1	3	3	33	7:50	2	2	3	4	34												
16	12,10	3,5	2	5	5	55							1230	3	2	5	9	59	11:20	3	2	4	6	46												
17	8,15	3	2	4	8	48							1000	4	1	5	9	59	8:20	3	2	5	10	60							9.27	4	1.5	3	9	39
18	7,55	3	2	7	7	77													7:30	3	2	4	8	48							9.07	4	1.5	4	13	53
19	13,15	3,5	2	8	11	91																														
20	8,35	3	2,5	3	3	33							1230	4	1	4	8	48	8:15	3	2	4	5	45												
21																			7:50	3	2	5	9	59												
22	15,10	3	2,5	5	5	55																														
23	11,20	3,5	2	3	3	33													11:10	3	2	4	6	46							11.02	3.5	1.5	4	8	48
24																																				
25	8,20	3	2	5	8	58							1300	3	2	3	9	39	8:50	3	2	3	7	37							9.25	3	2	3	6	36
26	8,45	3,5	2	5	8	58							1230	3	2	2	5	25	9:30	3	2	3	8	38												
27	13,,45	3,5	2,5	3	5	35													8:50	3	2	2	6	26												
28	9,10	3,5	2,5	4	7	47	10:29	3	2	2	9	29							9:45	3	2	5	8	58												
29													1300	3	2	3	6	36	11:10	3	2	4	7	47												
30	9,10	3	2	3	3	33													11:50	3	2	4	6	46												
31	12,55	3	2	7	10	80													9:45	3	2	6	12	72												
	23	3,2	2,2	4,5	5,7	51,0	3	2,7	2,7	3	6	36,0	14	3,7	1,3	3,8	7,2	45,2	22	3,1	2,0	4,05	7	47,5	###	###	###	####	######	6	3,6	2,0	3,5	8,8	43,8

Day	T.Spaninks time	Q	W	H	e	Rp
1						
2						
3						
4	12,29	2	3	5	6	56
5						
6						
7						
8						
9	14,15	3	3	12	13	133
10						
11						
12	11,40	3	2	6	9	69
13						
14						
15						
16						
17	10,59	3	2	8	13	93
18	8,54	3	2,5	10	16	116
19						
20						
21						
22						
23						
24						
25						
26						
27						
28						
29						
30	12.41	3	2	5	7	57
31						
	6	2,8	2,4	7,7	11	87,3

Time : Beginning of observation
Q : Seeing scale SIDC
W : transparency scale of Wedel , see http://members.chello.be/j.janssens/
H : number of prominence groups at the limb
e : total of individual prominences at the limb
Rp : H*10+e
More info at : http://members.chello.be/j.janssens/

Prominence number Rp

Belgian solar observers

Month: **October 2009**

Day	Q	Wedel		H	e	Rp	el. Obs	Stdev	OBS
1	2,7	2,3		3,6	4,8	**40,8**		11,1	5
2	2,9	2,3		4,8	5	**53**	1	10,3	5
3	3	3		2	3	**23**			1
4	3,5	2		3,5	5	**40**	1	9,9	3
5	3	2		5	5	**55**			1
6									
7	4	1		4	7	**47**			1
8	3,1	2		4,8	6,8	**54,8**	2	11,3	6
9	3,3	1,9		4,5	7,3	**52,3**	2	10,6	8
10	3,8	1,8		4	7	**47**	1	1,7	4
11	3,3	2		3,8	6,6	**44,6**	1	9,9	6
12									
13	3,5	1,5		3	4,5	**34,5**		0,7	2
14	3	1,8		3,7	4,7	**41,7**	1	6,2	7
15	3	1,7		3,3	3,7	**36,7**	1	6,1	4
16	3	2		4,4	6,2	**50,2**		6,4	5
17	3,3	2		3,8	8	**46**	2	11,2	8
18	3,2	2,5		3,3	8	**41**	2	16,1	5
19	3	1,5		4	7	**47**	1		2
20	2,8	2,3		3,3	4,5	**37,5**		11,9	4
21	3	2		5	9	**59**			1
22	3,5	1,85		4,5	6	**51**		5,7	2
23	3,3	2		3,7	5,7	**42,7**		8,1	3
24									
25	2,9	1,9		3,5	7	**42**		8,9	6
26	3,1	2		1,8	4,5	**22,5**	1	12,2	5
27	3,3	1,9		2,3	4,8	**27,8**		5,3	4
28	2,9	2,1		3,8	6,6	**44,6**		10,4	5
29	3	2		3,5	6,5	**41,5**		7,8	2
30	2,8	2,3		2,8	3,5	**31,5**	1	11,2	5
31	2,5	1,8		3,5	6,5	**41,5**	2	6,4	4
	3,13	**1,98**		**3,7**	**5,9**	**42,7**	**19**	**8,7**	**114**

Monthly mean: **42,7** Covering: **28/31**
Observations: **114** Number of observers: **11**

V.V.S. BELGIUM SOLAR SECTION FRANKY DUBOIS
Poekapellestraat 39
B8920 Langemark
Belgium
e-mail : astrosun@skynet.be

Observers:
Steen ; Dubois ; Meeus ; De Ceuninck ; Coeckelberghs ; Janssens
Hambsch ; Claes ; Gabriel ; Blondeel ; Deman ; G.Gubbels ; T.Spaninks
Q : Seeing scale SIDC
W : transparency scale of Wedel , see http://members.chello.be/j.janssens/
H : number of prominence groups at the limb
e : total of individual prominences at the limb
Rp : H*10+e
More info at : http://members.chello.be/j.janssens/

Different Relative Sunspotnumbers — Month : October 2009

CV

Date	F.Dubois	O.Steen	L.Meeus	J.Carels	J.Janssens	P.J. Dekelver	G.Gubbels	H.De Backer	D.Van Hessche	R.verboven	S.Dufoer	Mean
1	1	1	0	0				1				0,6
2	0	0	0	0				0	0			0,0
3	0	0		0								0,0
4	1	0		0		1					0	0,4
5												
6						0		0				0,0
7			0					0			0	0,0
8	0	0	0	0		0	0	0		0		0,0
9	0	0	0	0		0	0	0	0	0		0,0
10	0	0	0				0	0		0		0,0
11												
12	0	0	0	0		0	0	0				0,0
13			0			0	0	0		0		0,0
14	0	0	0	0		0	0	0				0,0
15	0	0	0	0		0	0	0				0,0
16	0	0	0	0		0		0				0,0
17	1	1	0	0	0	1	0	0	0	0	0	0,3
18	0	0	0	0	0	0	0	0		0	0	0,0
19	0	0	0	0		0		0				0,0
20	0	1	0	1		0	1	0				0,4
21						1	1	0		0		0,5
22	0	0		0				0				0,0
23	4	4	7	3			2	3		2		3,6
24												
25	31	16	16	6		22	16	22	12		23	18,2
26	22	22	22									22,0
27	31	46		16		22	22	22				26,5
28	31	55		43		22	22	22			47	34,6
29		46	22			22		22				28,0
30	43	43	25	13	22	22	28		49	28		30,3
31	0	0	0	0	0	0				0		0,0
##	7,2	9,8	4,4	3,9	5,5	5,7	5,8	4,0	12,2	3,0	11,7	5,9

Pettisindex SN

Date	R.Verboven	G.Gubbels	F.Dubois	P.J. Dekelver	O.Steen	J.Carels	F.Feys	Mean
1			1		1	0	4	1,5
2			0		0	0	0	0,0
3			0		0	0	0	0,0
4			1	1	0	0	7	0,5
5							0	0,0
6				0			0	0,0
7							0	0,0
8		0	0	0	0	0	0	0,0
9		0	0	0	0	0	0	0,0
10		0	0		0		0	0,0
11							0	
12		0	0	0	0	0	0	0,0
13		0		0			0	0,0
14		0	0	0	0	0	0	0,0
15		0	0	0	0	0	0	0,0
16			0	0	0	0	0	0,0
17		0	1	1	1	0	0	0,5
18		0	0	0	0	0	0	0,0
19			0	0	0	0	0	0,0
20		1	0	0	2	1		0,8
21		2		1			0	1,5
22			0		0	0	0	0,0
23		7	11		8	8	4	7,6
24								
25		48	39	41	43	27		39,6
26			33		39		43	38,3
27		65	42	42	40	51	60	50,0
28		73	51	40	19	53	56	48,7
29				37	23		39	33,0
30		41	30	20	22	21	31	27,5
31			0	0	0	0	0	0,0
#####	#####	14,8	9,1	9,2	8,3	7,7	8,7	8,60

Intersol IS

Date	F.Dubois	J.Carels	G.Gubbels	P.J. Dekelver	Mean
1	1	0			0,5
2	0	0			0,0
3	0	0			0,0
4	1	0		1	0,7
5					
6				0	0,0
7					
8	0	0	0	0	0,0
9	0	0	0	0	0,0
10	0		0		0,0
11					
12	0	0	0	0	0,0
13			0	0	0,0
14	0	0	0	0	0,0
15	0	0	0	0	0,0
16	0	0	0	0	0,0
17	1	0	0	1	0,5
18	0	0	0	0	0,0
19	0	0		0	0,0
20	0	1	1	0	0,5
21			3	2	2,5
22	0	0			0,0
23	12	9	8		9,7
24					
25	23	19	16	21	19,8
26	22				22,0
27	19	20	24	25	22,0
28	29	9	14	22	18,5
29				15	15,0
30	5	4	9	6	6,0
31	0	0		0	0,0
##	4,9	3,0	4,7	4,7	4,35

Becknumber

Date	F.Dubois	O.Steen	L.Meeus	P.J. Dekelver	J.Carels	G.Gubbels	S.Dufoer	D.Van Hessche	R.Verboven	F.Feys	A.T.Son	J.Bourgeois	H.Coeckelberghs	De Backer	Pbl Obs Mira	J.Claes	Mean	Date
1	4	4	0		0					16		0		4			4	1
2	0	0	0		0			0		0		0		0		0	0	2
3	0	0			0					0							0	3
4	4	0		4	0		0			28							6	4
5																		5
6				0						0				0			0	6
7			0				0			0				0		0	0	7
8	0	0	0	0	0	0			0	0	0	0	0	0		0	0	8
9	0	0	0	0	0	0		0	0	0	0	0	0	0		0	0	9
10	0	0	0			0			0	0		0		0		0	0	10
11										0							0	11
12	0	0	0	0	0	0				0	0	0		0		0	0	12
13			0	0		0			0	0	0	0		0		0	0	13
14	0	0	0	0	0	0				0	0	0	0	0		0	0	14
15	0	0	0	0	0	0				0	0	0	0	0		0	0	15
16	0	0	0	0	0					0		0		0		0	0	16
17	4	4	0	4	0	0	0	0	0		0			0		0	1	17
18	0	0	0	0	0	0	0		0	0	0			0			0	18
19	0	0	0	0	0					0	0	0		0			0	19
20	0	8	0	0	4	4				0	0	0		0		0	1	20
21				4		8			0	0	0	0		0			2	21
22	0	0			0					0				0			0	22
23	44	32	72		32	28			24	16	28			24		40	34	23
24																		24
25	396	360	342	360	144	270	900	176			92			342		324	337	25
26	378	396	324							336		450				342	371	26
27	324	324		432	324	414				360	240	684		288	168	342	355	27
28	504	342		378	126	234	800			392		576	180	288	160		362	28
29		180	252	252						208				216			222	29
30	72	90	90	90	54	144		54	108	144	48	144				72	93	30
31	0	0	0	0	0				0	0	0	0	0				0	31
	75,2	72,5	51,4	76,2	32,6	69	283	46	13	56	26	103	30	51	164	66	61,6	

Belgian Solar Observers

Polar Faculae

Month: October 2009

Date	Dubois 125mm F20			Steen 102mm F15			Deman 150mmF15			Gabriel 250 mm F20			Carels 150mm F8			Janssen 200mmF10			T.Spaninks 127mm F15			G.Gubbels		
	North	South	Q	North	South	Q	North	South	Q	North	South	Q	North	South	Q	North	South	Q	North	South	Q	North	South	Q
1				3	1	3,0																		
2	12	1	3				13	2	3															
3																								
4				2	2	3,0													0	0	4			
5																								
6																								
7																								
8	3	0	3	3	1	3,0													0	0	4	5	1	3
9																			0	0	4	7	5	3
10	2	0	3																0	0	4			
11																						7	4	4
12	6	3	3	4	3	3,5													2	0	4			
13																								
14	6	1	3	3	0	3,0																		
15																			0	0	4			
16				2	4	3,5																6	2	4
17				5	1	3,0										3	0	3,5	1	0	4	7	2	4
18																			0	0	4			
19				4	2	0,5																8	2	4
20				4	3	3,5																8	3	4
21																								
22																						8	2	4
23	5	2	4	5	0	3,5																		
24																								
25				4	1	3,0																		
26	5	0	3	5	3	3,5																		
27				6	3	4																6	2	4
28	10	8	4	2	2	4																		
29																						6	2	4
30				4	3	3,0													0	0	4			
31																1	2	3,0						
	6,13	1,88		3,73	1,93		13,0	2,0		#####	#####		#####	#####		2,00	1,00		0,33	0,00		6,80	2,50	

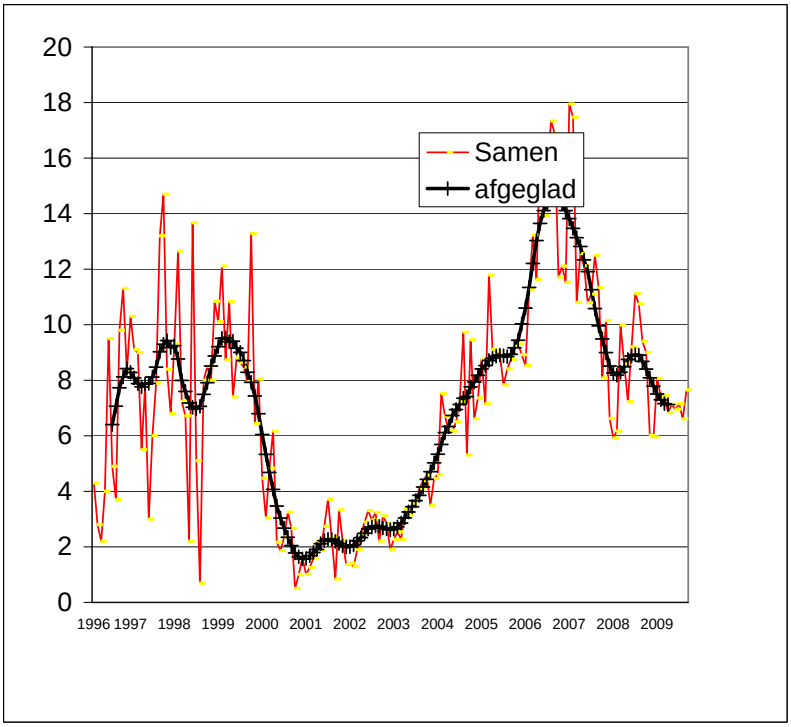

Sunspot activity from organisations all over de world

Month : **September 2009**

Organisation	Wolf Total	Wolf North	Wolf South	Groups	Faculae number	CV	Beck	Pettis index	Intersol	Area	prom MDF	prom Rp	Filam & plages	Radio flux	Naked eye	Polar Faculae
NOAA SWO	**6,6**													**70,4**		
SIDC	**4,2**	**4,2**	**1,3**													
Kanzelhöhe	**5,80**															
G.F.O.E.S France	**5,1**														**0**	
BSO Belgium	**7,1**	**4,9**	**2,2**	**0,6**		**4,30**	**31**	**5,86**	**2,74**			**41,4**				**4,81**
S.O.G.S.A.S. Switserland	**4,5**			**0,3**												
BAA	**5,88**			**0,43**							**1,88**					
GsRSI Italy	**6,95**											**40,1**				
CV Helios Network						**4,09**										
AAVSO	**4,6**															
Sonne Germany Preliminary	**5,3**	**3,8**	**1,5**	**0,40**												
O.A.A. Japan	**5,2**	**3,6**	**1,6**													
Solar Observer Society TOS Poland	**7,53**				**0,63**	**4,63**				**38,65**						
Astronomical League of the Philippines	**3,1**			**0,2**												



14 october Geert Vandenbulcke





SIDC Weekly bulletin on Solar and Geomagnetic activity WEEK 460 from 2009 Oct 19

SOLAR ACTIVITY
Just before the start of the period (Oct 16 and Oct 17), a weak active region near central meridian in the Southern solar hemisphere produced eruptions/EIT waves.
During the period itself, solar activity was quiet until Oct 24/25, when NOAA active region 11029 increased considerably in size and complexity and started to flare at the C-class level.

GEOMAGNETIC ACTIVITY
A shock was observed in the ACE solar wind around midnight 21/22 october. The solar wind speed jumped up from 280 to 340 km/s and the z-component of the interplanetary magnetic field turned southward for about 10hours. The consequence of that was geomagnetic activity of Kp=4 magnitude. This shock can be traced back to the eruption/EIT wave observed near central meridian on Oct 17, 19h00.

SIDC Weekly bulletin on Solar and Geomagnetic activity WEEK 461 from 2009 Oct 26

SOLAR ACTIVITY
The solar activity during the past week was dominated by the active region with NOAA number 1019. This active region grew rapidly to a beta-gamma region and produced several C-flares during the course of the week.
CACTUS detected two CME\\\'s originating from this AR: one on october 29th and another one on october 31st.

GEOMAGNETIC ACTIVITY
Geomagnetic conditions were mostly quiet during the past week. On october 30th, the Kp index reached level 4. These unsettled geomagnetic conditions were caused by a sector crossing.

SIDC Weekly bulletin on Solar and Geomagnetic activity WEEK 462 from 2009 Nov 02

SOLAR ACTIVITY
The only sunspot group observed during the week (on November 5 - 8) was a weak and small NOAA AR 1030, Catania number 23. It did not produce any flaring activity. A small low-latitude coronal hole in the northern hemisphere reached the solar central meridian on November 4. The fast solar wind stream emanating from this coronal hole arrived to the Earth in the evening of November 8 (see below).

GEOMAGNETIC ACTIVITY
During the most of the week, the Earth was inside a very slow solar wind flow (250 - 400 km/s). The interplanetary magnetic field magnitude was at a weak to average level, so the geomagnetic conditions were quiet. On November 8 the solar wind speed started to increase and reached 470 km/s. This faster solar wind stream was emanating from a small low-latitude coronal hole (see above). The interplanetary magnetic field magnitude rose up to around 11 nT. However, due to a relatively low solar wind speed, only a weak geomagnetic disturbance resulted. The reported peak values of the K index were 2 (Dourbes), 3 (NOAA) and 4 (IZMIRAN).

SIDC Weekly bulletin on Solar and Geomagnetic activity WEEK 463 from 2009 Nov 09

SOLAR ACTIVITY
Solar activity was very low during the week with no significant flaring activity.

GEOMAGNETIC ACTIVITY
Geomagnetic activity remained at quiet levels during the whole week.

SIDC Weekly bulletin on Solar and Geomagnetic activity WEEK 464 from 2009 Nov 16

SOLAR ACTIVITY
Solar activity was very low during the whole week. Up to three active regions with sunspots were observed in the northern solar hemisphere. Two of them received a NOAA numbering, NOAA AR 1032 and NOAA AR 1033. One was labeled as an Halpha plage, NOAA HaP 1031. Sunspots were observed in all three regions by the Catania observatory.
No significant flaring activity was noticed.

GEOMAGNETIC ACTIVITY
Geomagnetic activity was very low during the whole week.